

## 16 Compartment Bins

**Part Number 2011493**

**Features:**


Heavy Duty Cold-Rolled Steel Construction  
Durable Baked Gray Enamel Finish

**Shipping Weight:** 24 lbs.

**Exterior Dimensions:** 9 1/2" H x 35 1/4" W x 11 7/8" D

**Opening Dimensions:** 4 5/8" x 4 3/4" W

Bin has a hemmed divider with a 1" lip providing a convenient location of labels and keeping parts securely in place.



## 20 Compartment Bins

**Part number 2011494**

**Shipping Weight:** 68 lbs

**Exterior Dimensions:**

42" H x 35 1/4" W x 11 7/8" D

**Opening dimensions:**

6 1/4" x 8 1/2"

Bin has a hemmed divider and a 1"-2" lip, providing a convenient location of labels and keeping parts securely in place. Heavy-duty cold rolled steel construction and durable baked gray enamel finish.



## 24 Compartment Bins

**Part number 2011495**


**Shipping Weight:** 35 lbs.

**Exterior Dimensions:** 14 1/4" H x 35 1/4" W x 11 7/8" D

**Opening Dimensions:**

3 1/4" H x 4 1/8" W

Bin has a hemmed divider with a 1" lip providing a convenient location of labels and keeping parts securely in place. Heavy-duty cold rolled steel construction and durable baked gray enamel finish.



## 36 Compartment Bins

**Part number 2011496**

**Shipping Weight:** 46 lbs.


**Exterior Dimensions:**

42" H x 17 5/8" W x 11 7/8" D

**Opening Dimensions:**

4 5/8" H x 4" W

Bin has a hemmed divider with a 1" lip providing a convenient location of labels and keeping parts securely in place. Heavy-duty cold rolled steel construction and durable baked gray enamel finish.



## 40 Compartment Bins


**Part number 2009253**

**Shipping Weight:** 54 lbs

**Exterior Dimensions:** 21 1/2" H x 35 1/4" W x 11 7/8" D

**Opening Dimensions:** 4" H x 4" W

This is one of our more popular models. Two units can be stacked to form an 80 compartment unit. Shipped one per carton.



Bin has a hemmed divider with a 1" lip providing a convenient location of labels and keeping parts securely in place. Heavy-duty cold rolled steel construction and durable baked gray enamel finish.

Reference numbers and part weights are provided as a reference only.  
Actual part weight may vary from weights shown.

1-888-232-1010  
fax: (563) 441-6760

[www.TrinityHardwareHQ.com](http://www.TrinityHardwareHQ.com)  
[sales@TrinityHardwareHQ.com](mailto:sales@TrinityHardwareHQ.com)



**TRINITY**™  
SUPPLY CHAIN SOLUTIONS 507  
20100706/issue 3/rev. a

## 42 Compartment Bins

**Part number 2011497**

**Shipping Weight:** 81 lbs.

**Exterior Dimensions:**  
 42" H x 35 1/4" W x 11 7/8" D

**Opening Dimensions:**  
 6" H x 5 5/8" W

Bin has a hemmed divider with a 1" lip providing a convenient location of labels and keeping parts securely in place. Heavy-duty cold-rolled steel construction and durable baked gray enamel finish.



## 56 Compartment Bins

**Part number 2011498**

**Shipping Weight:** 85 lbs.

**Exterior Dimensions:**  
 42" H x 35 1/4" W x 11 7/8" D

**Opening Dimensions:**  
 4" x 4 1/2"

Bin has a hemmed divider with a 1" lip providing a convenient location of labels and keeping parts securely in place. Heavy-duty cold rolled steel construction and durable baked gray enamel finish.



## 72 Compartment Bins


**Part number 2009254**

**Shipping Weight:** 90 lbs.

**Exterior Dimensions:**  
 42" H x 35 1/4" W x 11 7/8" D

**Opening Dimensions:**  
 3 5/8" H x 4" W

Bin has a hemmed divider with a 1" lip providing a convenient location of labels and keeping parts securely in place. Heavy-duty cold-rolled steel construction and durable baked gray enamel finish.



## 10 Compartment Rod Racks

**Part number 2011499**

**Shipping Weight:** 17 lbs.

**Exterior Dimensions:**  
 24" H x 19 1/8" W x 8 1/8" D

Used to organize threaded rod. Equipped with ten (10) 3" square holes.

Rack is constructed with a heavy duty cold-rolled steel with a durable baked gray enamel finish. With a ten (10) hole capacity.



## Base for 40 & 72 Compartment Bins

**Part number 2017089**

**Shipping Weight:** 13 lbs.

**Exterior Dimensions:** 33 3/4" x 12 1/4" x 5 3/4"

Base for 12" deep parts bins P8622-040 40 compartment bin and P8622-002 72 compartment bin.



## 6 Drawer Cube Units

Cube units are made of metal and consists of one cube and six matching pans. Cubes are modular and can be stacked.

**Part numbers**

Size: 12" W x 15" H x 15 3/4" L

- Red-** 2016605
- Blue-** 2016606
- Gray-** 2016607
- Tan-** 2016608
- Yellow-** 2017326
- Green-** 2016610
- Black-** 2016611
- Orange-** 2016609



Reference numbers and part weights are provided as a reference only. Actual part weight may vary from weights shown.

### Rack for Large Tray Assortment



**Part number 2009603**  
**Shipping Weight:** 37 lbs.

**Exterior Dimensions:**  
14 3/4" H x 20 1/4" W x 12 3/4" D

This unit has four slide out trays and will help maximize storage space. The unit features a telescopic slide trays. Prime cold rolled steel with interlocking and welded construction with a durable gray powder coat finish.

### Empty Drawers for Large Tray Assortments



Pictured: 20 compartment tray

**Shipping Weight:** 8 lbs.

Prime, cold rolled steel, interlocking, and welded construction. Durable gray powder coat finish. Tray dimensions are: 13 3/8 W x 9 1/4" D x 2" H.

Configuration	Part No.
6 compartments	2017087
4 columns (with adj. dividers)	2009604
20 compartments	2009605
24 compartments	2009606

### Base for Large Tray Assortment Rack



**Part number 2017088**  
**Shipping Weight:** 15 lbs.

**Exterior Dimensions:**  
14 3/4" H x 20 1/4" W x 12 3/4" D

Rack base is available for use with rack, part number 2009603. Prime cold rolled steel with interlocking and welded construction in a durable gray powder coat finish.

Reference numbers and part weights are provided as a reference only. Actual part weight may vary from weights shown.

1-888-232-1010  
fax: (563) 441-6760

[www.TrinityHardwareHQ.com](http://www.TrinityHardwareHQ.com)  
[sales@TrinityHardwareHQ.com](mailto:sales@TrinityHardwareHQ.com)

